



Tika Ram Girls College

Affiliated to MDU, Rohtak
Mission Road, Sonapat (Haryana)

Ref. No. TRG/24/3495..... Dated .23/07/2024.

To

The Dean of Colleges Dev. Council

M.D. University

Rohtak – 124001

Subject: Regarding action taken report for feedback for the session 2023-24.

R/Sir,

Please find enclosed a copy of action taken report for feedback during the session 2023-24.

Thanking You,

Yours truly,

Dr. Santosh Rath

Principal

Principal
Tika Ram Girls College,
Sonapat
Sonapat

Feedback committee

Year 2023-24

NOTICE

Dated : 11th September, 2023

All the members of feedback committee are hereby informed that the meeting of committee will be held on 14th September, 2023 at 1: 30 PM in the **IQAC** room. All the committee members are instructed to be present in time for the same.

AGENDA:

- To decide the period of collecting the feedback from the stake holders.
- To prioritize the topics that needed to be discussed.
- To ensure that our meetings are reaching the intended goals.

Principal

Dr. Santosh Rathi

Santosh Rathi
Principal
Tika Ram Girls College,
Sonapat

Convener

Asha
Dr. Asha

Indira
Co-ordinator
IQAC
Tika Ram Girls College
Sonapat

Feedback committee

Year 2023-24

Minutes of the meeting

Dated : 14th September , 2023

The meeting of the feedback committee members has been held on 14th September, 2023 at 1:30 PM in the IQAC room. The following committee members were present for the meeting:

- Dr. Asha *Asha*
- Ms. Anu *Anu*
- Ms. Jyoti *Jyoti*
- ~~Dr.~~ Monika *Monika*

Minutes of the meeting:

- Dr. Asha , the head of the feedback committee welcomed the committee members.
- With the consent of the head, the minutes of the last meeting have been confirmed.
- Decided to collect the feedback of the academic year 2023-24 from the stake holders.
- The responsibility of collecting the feedback to the committee members.

Sandhu
Principal
Tika Ram Girls College
Sonapat

Jyoti
Co-ordinator
IQAC
Tika Ram Girls College
Sonapat

Tika Ram Girls College , Sonapat

Dated : 19th September , 2023

NOTICE

All the staff members are informed that student feedback form for the session 2023-24 is to be filled by the students and submitted to the feedback committee.

Principal

Dr. Santosh Rathi



Principal
Tika Ram Girls College
Sonapat

Convener

Dr. Asha



Tika Ram Girls College , Sonapat

Action Taken Report on Feedback

2023-24

Dated: 6/05/24

The feedback for overall areas has been taken from the students for every year. Based on this feedback and suggestions related to curriculum and infrastructure from students, teachers, alumni and Employers the following actions were taken:

Issue Raised	Action Taken
Group Discussions and Debates	More Group Discussion and Debates Competition were organized
Cleanliness in Washrooms	Washroom Cleanliness issue resolved
Creativity in Teaching Practices	Teachers were asked to implement new trends and technologies in their teaching practices
Opportunities for Research And Higher Learning	Students are encouraged to participate in Seminars and Workshops

Principal
Tika Ram Girls College
Sonapat

Principal

Santosh Rathi


Principal
Tika Ram Girls College
Sonapat

Feedback Analysis Session 2023-24

Students Feedback from students provides a guidance on how to improve teaching-learning process as well as communicate their views and suggestions regarding various parameters related to college, teachers, such as, regularity of teachers, coverage of syllabus, use of teaching aids, cocurricular activities, problem solving mechanism, financial incentives ,etc. The feedback obtained from 100 students in the year 2023-24 is analyzed with the help of various tools and techniques and arranged in the form of table organized below . The responses of the students were taken on a four-point scale i.e. 1 to 4. The rating provided to various parameters is based on their mean scores and categorizes as follows: Very Good ($3 \leq M.S \leq 4$), Good ($2 \leq M.S \leq 3$), Satisfactory ($1 \leq M.S \leq 2$) and Unsatisfactory ($0 < M.S \leq 1$)

Table below shows that all the parameters i.e.14 upon which the students' feedback is obtained are rated as 'Very Good' which clearly signifies that students are satisfied with all aspects related to college and teachers. The highest mean score i.e.3.84 is obtained by parameter "Coverage of Syllabus" with which 96 per cent students were satisfied, followed by parameters Group Discussions and Debate i.e. 2.64. It can be examined from the results that students are mostly satisfied with some parameter and at some parameter which is lacking in score need to be taken action as soon as possible.

TABLE 1

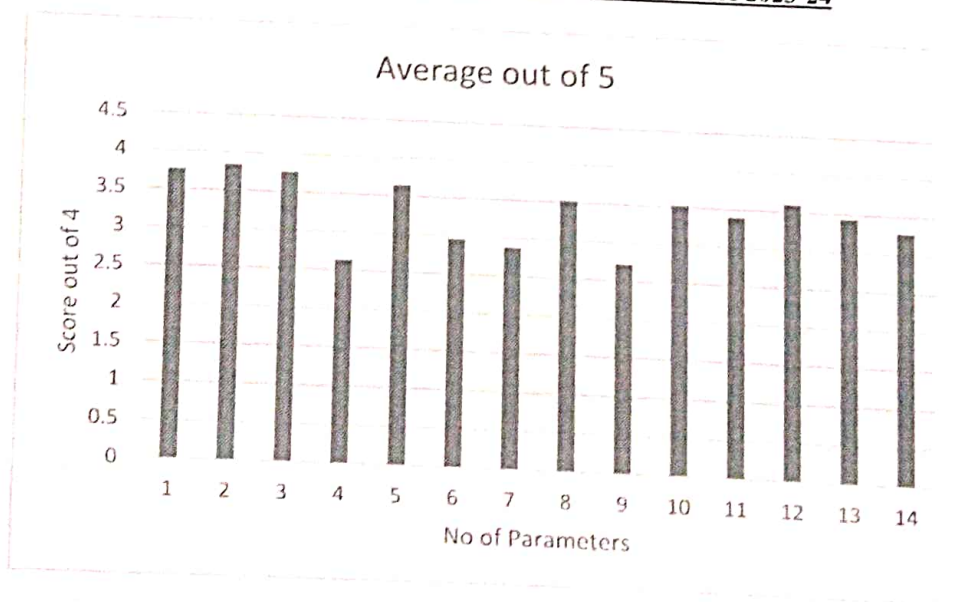
Student Feedback

S. NO	Parameters	Percentage of Students				Average Score out of 4	Rating
		Unsatisfactory (1)	Satisfactory (2)	Good (3)	Very Good (4)		
1	Regularity of Teacher	2	4	0	94	3.76	Very Good
2	Coverage of Syllabus	1	1	2	96	3.84	Very Good
3	Periodical Test	2	2	2	94	3.76	Very Good
4	Group Discussions and Debate	8	8	18	66	2.64	Good
5	Problem Solution	1	3	5	91	3.64	Good
6	Performance Discussion	2	12	12	74	2.96	Good
7	Punctuality	1	5	22	72	2.88	Good
8	Permitting students coming late to class	1	3	8	88	3.52	Very Good
9	Clarity of	7	5	20	68	2.72	Good

	teachers' voice						
10	Tutorials by teachers	2	10	0	88	3.52	Very Good
11	Camps Organized for sports preparation	3	6	6	85	3.4	Very Good
12	Modern Infrastructure for grounds/courts	0	8	2	90	3.6	Very Good
13	Financial Incentives provided by institute for Player	4	4	6	86	3.44	Very Good
14	Providing notes and reference Books	4	2	12	82	3.28	Very Good

The highest mean score is obtained by the parameter "Coverage of Syllabus" i.e. 3.84 whereas the lowest score was obtained by parameter Group Discussions and Debate i.e. 2.64

COLUMN CHART SHOWS AVERAGE SCORE OF STUDENT FEEDBACK 2023-24



Teachers Feedback

We get views and suggestions of faculty members on various aspects through their feedback as well as during the meetings held in college. The feedbacks of faculty were obtained for the year 2023-24 and analyzed with the help of various statistical tools which is presented in a tabulated form. The responses of alumni were taken on a five-point like scale i.e. 1 to 5 where, 1 represents Strongly disagree, 2 represents disagree, 3 represents Neither Agree nor Disagree, 4 represents Agree and 5 represents Strongly Agree. The parameters were rated on the basis of their mean scores so calculated and the criteria is as follows: Strongly Agree ($4 \leq M.S. \leq 5$), Agree ($3 \leq M.S. \leq 4$), Neither Agree nor Disagree ($2 \leq M.S. \leq 3$), disagree ($1 \leq M.S. \leq 2$) and strongly disagree ($M.S. < 1$).

Table 2 : Teachers' Feedback Analysis

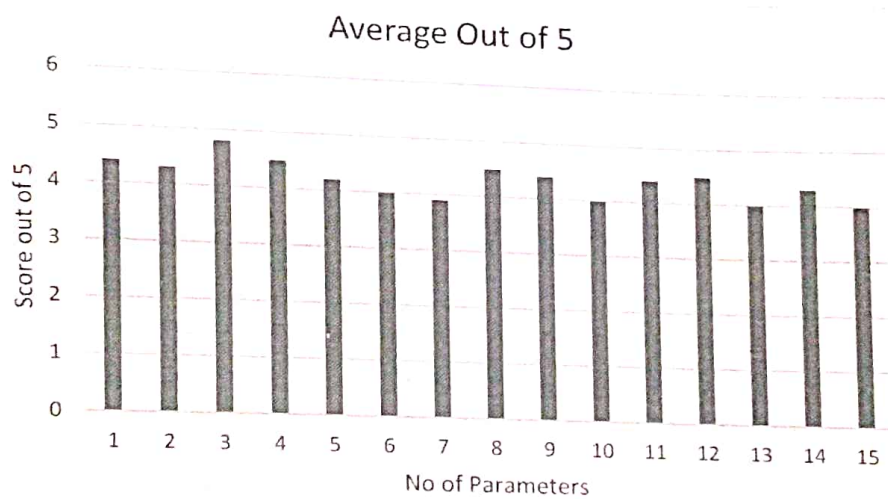
Session 2023-2024								
S. NO	Parameters	Percentage of Teachers					Average score out of 5	Rating
		Strongly Disagree (1)	Disagree (2)	Neither Agree nor Disagree (3)	Agree (4)	Strongly agree (5)		
1	Relish teaching learning strategy in the college since my appointment	0	2	0	10	88	4.4	Strongly Agree
2	Satisfy the class environment in college	0	0	2	12	86	4.3	Strongly Agree
3	Freedom to adopt new methods/ Techniques of testing and assessment of Students	0	2	0	2	96	4.8	Strongly Agree
4	The time-table of the college is flexible	2	0	2	6	90	4.5	Strongly Agree
5	The college provides adequate opportunities and support to faculty members for upgrading their skills and	0	0	4	12	84	4.2	Strongly Agree

	qualifications							
6	Tests and examinations are conducted well in time	0	2	4	14	80	4	Strongly Agree
7	Toilets / Washrooms are clean and properly maintained.	2	6	4	10	78	3.9	Agree
8	Internet facility provided in the college campus is satisfactory.	0	2	6	2	90	4.5	Strongly Agree
9	The office staff in the college is cooperative and helpful.	0	2	4	6	88	4.4	Strongly Agree
10	The environment in the college is conducive to teaching and research.	4	4	6	6	80	4	Agree
11	The college gives me opportunity to participate and contribute in various committees, cells and societies.	0	2	2	8	88	4.4	Strongly Agree
12	The prescribed books / reading materials are available in the library.	0	2	0	8	90	4.5	Strongly Agree
13	The College provides opportunities and incentives for higher learning and research	0	2	8	10	80	4	Strongly Agree
14	I always get full cooperation by members while acting as convener of various committees, cells, seminars, workshops and conferences.	0	2	6	6	86	4.3	Strongly Agree

15	The workshop on ICT are highly informative and useful for teaching and learning	0	0	10	10	80	4	Strongly Agree

It can be determined from the above table that the Teachers are rated well on all the above 15 parameters. The highest mean score is obtained by the parameter “Freedom to adopt new methods/ Techniques of testing and assessment of Students” i.e. 4.8 whereas the lowest score was obtained by parameter “Toilets / Washrooms are clean and properly maintained.” i.e. 3.9

COLUMN CHART SHOWS AVERAGE SCORE OF TEACHER’S FEEDBACK 2023-24



Alumni Feedback

To the outside world, Alumni are the best ambassadors' of our college as their success and achievements represents concrete outcomes made by our college for them. The feedbacks of alumni were obtained for the year 2023-24 and analyzed with the help of various statistical tools which is presented in a tabulated form . The responses of alumni were taken on a five point likert scale i.e. 1 to 5 where, 1 represents Satisfactory, 2 represents Unsatisfactory, 3 represents Fair, 4 represents Good and 5 represents Very Good. The parameters were rated on the basis of their mean scores so calculated and the criterion is as follows: Very Good. ($4 \leq M.S. \leq 5$), Good ($3 \leq M.S. \leq 4$), Fair ($2 \leq M.S. \leq 3$), Satisfied ($1.5 \leq M.S. \leq 2$) and unsatisfactory ($M.S. < 1.5$).

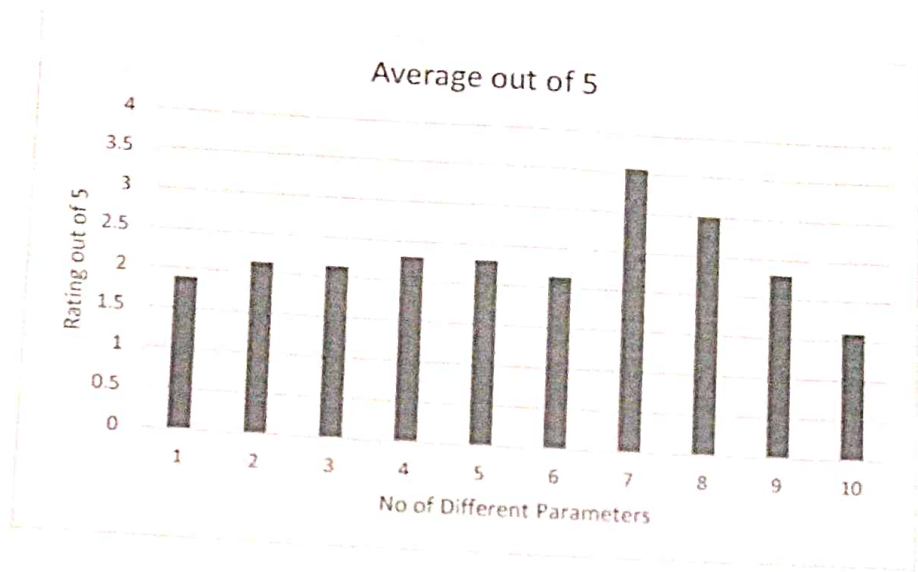
**Table : Alumni Feedback Analysis
Session 2023-24**

S. No	Parameters	Percentage of alumni					Average score Out of 5	Rating
		Satisfactory (1)	UnSatisfactory(2)	Fair(3)	Good (4)	Very Good (5)		
1	Admission Procedure	38.09	0	4.76	28.57	28.57	1.90	Satisfied
2	Environment/ Ambience	19.04	0	0	38.09	42.85	2.14	Fair
3	Adequacy of Infrastructure of the college	14.28	0	9.52	42.85	33.33	2.14	Fair
4	Efforts made by college/teacher to make students ready for the world of work	19.04	0	4.76	28.57	47.61	2.3	Fair
5	Education imparted at College is Useful and Relevant in Your Present Job	19.04	0	9.52	23.80	47.61	2.3	Fair

6	Quality of other facilities like cafeteria, Tuck Shop etc. in the college	9.52	0	9.52	42.85	38.09	2.14	Fair
---	---	------	---	------	-------	-------	------	------

7	Communication Network of Alumni Association Maintained by the College	9.52	0	4.76	14.28	71.42	3.57	Good
8	Learning experience	4.76	0	23.80	71.42	3.571		
9	Development activities Organized by the college	23.80	0	9.52	19.04	47.61	3.0 2.3	Good fair
10	Provision of Opportunities and incentives for Higher Learning and Research in College	33.33	0	14.28	23.80	28.57	1.6	Satisfied

It can be determined from the table above that the alumni were satisfied with all the 10 parameters. The highest mean score was obtained by parameter Communication Network of Alumni Association Maintained by the College and Learning experience i.e. 3.57 whereas the lowest score was obtained by the parameter "Provision of Opportunities and incentives for Higher Learning and Research in College" 1.6 which further motivate us to enhance the services and amenities in the interest of the students. We enjoy a consistent and quality relationship with our alumni and also get feedback from them on regular basis which helps us to know their thoughts related to various aspects such as: Admission Procedure, Education imparted at college is useful and relevant in your present job, Adequacy of know-how (both in theory and practice), Learning experience, Rate the academic initiatives such as: Industrial Tours , Seminars, Workshops, guest lectures taken by the college , Adequacy of Infrastructure / Lab Facilities/Library etc.



EMPLOYER FEEDBACK

OBJECTIVE:

The feedback from five employees is an important measure for the college to understand the requirements of the industry/institutions where students have got their first employment, so as to assess the outcome of the entire teaching-learning process. This enables the college to evaluate the outcome and develop strategies towards better learning based outcomes and all-round holistic development such that the students are gainfully employed after leaving the institution.

Employer Feedback session 2023-24

Sno	Parameters	Below average	average	good	Very good	Excellent	score out of five	Rating
1	General communication skills	0	0	0	1	4	4	Very good
2	Working as a part of team	0	0	0	2	3	3	good
3	Creative in response to workplace challenges	0	0	1	1	3	3	good
4	Ability to contribute to the goal of organization	0	1	0	0	4	4	Very good
5	Developing practical solutions to workplace problems	0	0	0	2	3	3	good
6	Self motivated and taking an appropriate level of responsibility	0	0	0	2	3	3	good
7	Technical knowledge/skill	0	0	1	0	4	4	Very good
8	Innovativeness/creativity	0	1	0	2	2	2	Average
9	Relationship with seniors	1	0	0	0	4	4	Very Good
10	Using technology in workplace	0	0	0	0	5	5	Excellent

Employees are evaluated on the above ten parameters. A total survey of five employees has been taken out of which the parameter which gets the highest rating is "Using technology in workplace" i.e. 5.0 and the parameter with the lowest score is "Innovativeness/creativity" i.e. 2.0

Column chart showing the score of employer's feedback

