

Feedback And Report

2022-23

Students Feedback from students provides a guidance on how to improve teaching-learning process as well as communicate their views and suggestions regarding various parameters related to college, teachers, such as, regularity of teachers, coverage of syllabus, use of teaching aids, cocurricular activities, problem solving mechanism, financial incentives, etc. The feedback obtained from 100 students in the year 2022-23 is analyzed with the help of various tools and techniques and arranged in the form of table organized below. The responses of the students were taken on a four-point scale i.e. 1 to 4. The rating provided to various parameters is based on their mean scores and categorizes as follows: Very Good ($3 \leq \text{M.S.} \leq 4$), Good ($2 \leq \text{M.S.} \leq 3$), Satisfactory ($1.5 \leq \text{M.S.} \leq 2$) and Unsatisfactory ($\text{M.S.} < 1.5$)

Table below shows that all the parameters i.e. 15 upon which the students' feedback is obtained are rated as 'Very Good' which clearly signifies that students are satisfied with all aspects related to college and teachers. The highest mean score i.e. 3.68 is obtained by parameter "Periodical Tests" with which 92 per cent students were satisfied, followed by parameters "clarity of teachers Voice" which mean score is 2.20. It can be examined from the results that students are mostly satisfied with some parameter and at some parameter which is lacking in score need to be taken action as soon as possible.

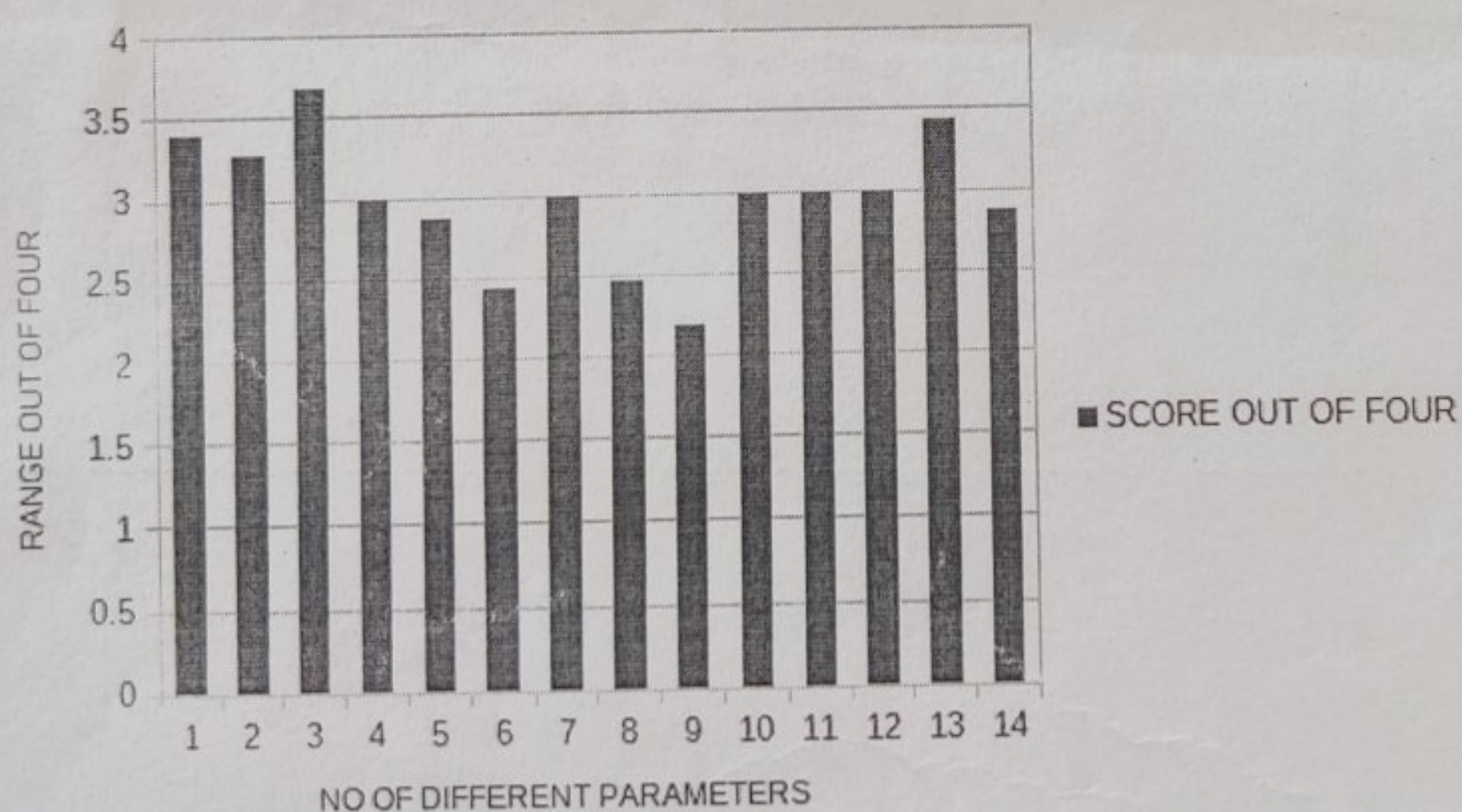
TABLE
STUDENT FEEDBACK

| S. NO | Parameters | Percentage of Students | | | | Average Score out of 4 | Rating |
|-------|--|------------------------|---------------------|-------------|------------------|------------------------|-----------|
| | | Unsatisfactory (1) | Satisfactory (2) | Good (3) | Very Good (4) | | |
| 1 | Regularity of Teacher | 5 | 5 | 5 | 85 | 3.40 | Very Good |
| 2 | Coverage of Syllabus | 7 | 5 | 6 | 82 | 3.28 | Very Good |
| 3 | Periodical Test | 3 | 3 | 2 | 92 | 3.68 | Very Good |
| 4 | Group Discussions and Debate | 5 | 5 | 15 | 75 | 3.00 | Good |
| 5 | Problem Solution | 5 | 5 | 18 | 72 | 2.88 | Good |
| 6 | Performance Discussion | 0 | 20 | 19 | 61 | 2.44 | Good |
| 7 | Punctuality | 9 | 8 | 8 | 75 | 3.00 | Good |
| 8 | Permitting students coming late to class | 5 | 5 | 28 | 62 | 2.48 | Good |
| 9 | Clarity of | 5 | 15 | 25 | 55 | 2.20 | Good |

| | | | | | | | |
|----|---|----|----|----|----|------|-----------|
| | teachers' voice | | | | | | Good |
| 10 | Tutorials by teachers | 5 | 16 | 4 | 75 | 3.00 | Good |
| 11 | Camps Organized for sports preparation | 5 | 14 | 6 | 75 | 3.00 | Good |
| 12 | Modern Infrastructure for grounds/courts | 12 | 10 | 3 | 75 | 3.00 | Good |
| 13 | Financial Incentives provided by institute for Player | 5 | 1 | 8 | 86 | 3.44 | Very Good |
| 14 | Providing notes and reference Books | 9 | 1 | 18 | 72 | 2.88 | Good |

The highest mean score is obtained by the parameter "Periodical tests" i.e. 3.68 whereas the lowest score was obtained by parameter Clarity of Teachers voice i.e. 2.20

COLUMN CHART SHOWS AVERAGE SCORE OF STUDENT FEEDBACK 2022-23



Teachers Feedback

We get views and suggestions of faculty members on various aspects through their feedback as well as during the meetings held in college. The feedbacks of faculty were obtained for the year 2022-2023 and analyzed with the help of various statistical tools which is presented in a tabulated form. The responses of alumni were taken on a five-point like scale i.e. 1 to 5 where, 1 represents Strongly disagree, 2 represents disagree, 3 represents Neither Agree nor Disagree, 4 represents Agree and 5 represents Strongly Agree. The parameters were rated on the basis of their mean scores so calculated and the criteria is as follows: Strongly Agree ($4 \leq M.S. \leq 5$), Agree ($3 \leq M.S. \leq 4$), Neither Agree nor Disagree ($2 \leq M.S. \leq 3$), disagree ($1 \leq M.S. \leq 2$) and strongly disagree ($M.S. < 1$).

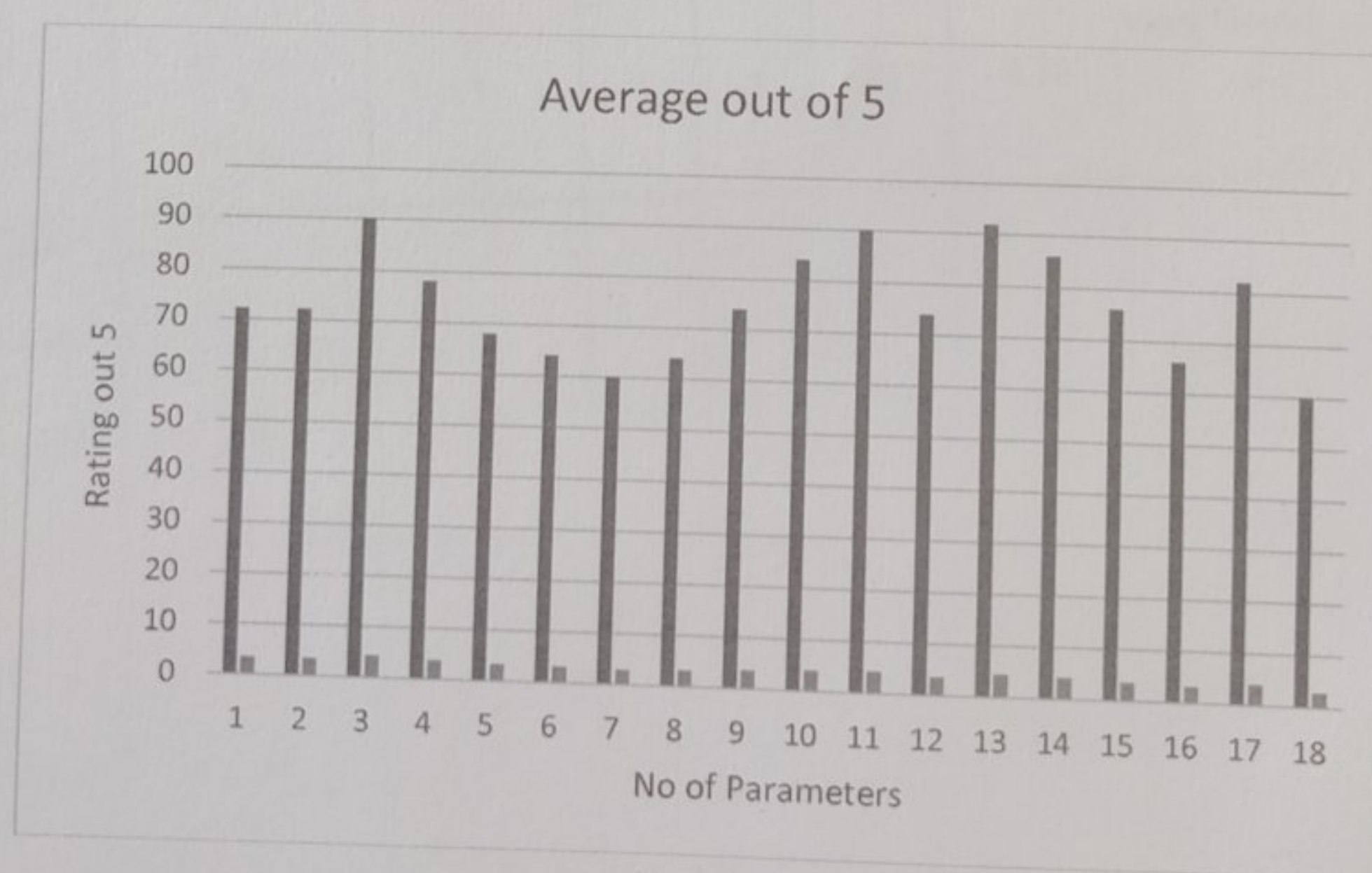
| Table: Teachers' Feedback Analysis | | | | | | | | |
|------------------------------------|---|------------------------|--------------|--------------------------------|-----------|--------------------|------------------------|----------------|
| Session 2022-2023 | | | | | | | | |
| S. NO. | Parameters | Percentage of Teachers | | | | | Average score out of 5 | Rating |
| | | Strongly Disagree (1) | Disagree (2) | Neither Agree nor Disagree (3) | Agree (4) | Strongly agree (5) | | |
| 1 | Relish teaching learning strategy in the college since my appointment | 4 | 4 | 4 | 16 | 72 | 3.6 | Agree |
| 2 | Freedom to adopt new techniques / strategies of testing and assessment of students | 6 | 4 | 4 | 14 | 72 | 3.6 | Agree |
| 3 | The course / syllabi taught by me have a good balance between theory and application | 2 | 2 | 4 | 2 | 90 | 4.5 | Strongly Agree |
| 4 | The time-table of the college is flexible and has ample scope for adjustment according to requirements | 4 | 6 | 8 | 4 | 78 | 3.9 | Agree |
| 5 | The college provides adequate opportunities and support to faculty members for upgrading their skills and | 4 | 8 | 6 | 14 | 68 | 3.4 | Agree |

| | | | | | | | | |
|----|--|---|----|----|----|----|-----|----------------|
| | qualifications | | | | | | | |
| 6 | Tests and examinations are conducted well in time with proper coverage of all units in the syllabus | 4 | 6 | 8 | 18 | 64 | 3.2 | Agree |
| 7 | Faculty is always encouraged to give suggestions for improvements in teaching and learning in meetings convened. | 8 | 8 | 10 | 14 | 60 | 3 | Agree |
| 8 | Due considerations is given to the academic issues and other grievances and these are redressed in-time . | 8 | 20 | 4 | 4 | 64 | 3.2 | Agree |
| 9 | Toilets / Washrooms are clean and properly maintained. | 4 | 6 | 8 | 8 | 74 | 3.7 | Agree |
| 10 | The infrastructure for IT applications in teaching and learning is adequate and works effectively. | 4 | 4 | 4 | 4 | 84 | 4.2 | Strongly Agree |
| 11 | The college gives me opportunity to participate and contribute in various committees, cells and societies. | 0 | 0 | 0 | 10 | 90 | 4.5 | Strongly Agree |
| 12 | I always get full cooperation by members while acting as convener of various committees, cells, seminars, workshops and conferences. | 4 | 6 | 4 | 12 | 74 | 3.7 | Agree |
| 13 | The workshops on ICT are highly informative and useful for teaching and learning. | 0 | 0 | 0 | 8 | 92 | 4.6 | Strongly Agree |
| 14 | Internet facility provided in the college campus is satisfactory. | 0 | 0 | 0 | 14 | 86 | 4.3 | Strongly Agree |

| | | | | | | | | |
|----|---|---|---|----|----|----|-----|----------------|
| | | | | | | | | |
| 15 | The college provides opportunities and incentives for higher learning and research. | 8 | 6 | 4 | 6 | 76 | 3.8 | Agree |
| 16 | The prescribed books / reading materials are available in the library. | 4 | 8 | 6 | 16 | 66 | 3.3 | Agree |
| 17 | The office staff in the college is cooperative and helpful. | 2 | 2 | 10 | 4 | 82 | 4.1 | Strongly Agree |
| 18 | The environment in the college is conducive to teaching and research. | 4 | 6 | 4 | 26 | 60 | 3 | Agree |

It can be determined from the above table that the Teachers are rated well on all the above 18 parameters as their mean score is greater than 4. The highest mean score is obtained by the parameter The workshops on ICT are highly informative and useful for teaching and learning i.e. **4.6** whereas the lowest score was obtained by parameter "The environment in the college is conducive to teaching and research" i.e. **3**

COLUMN CHART SHOWS AVERAGE SCORE OF TEACHER'S FEEDBACK 2018-2019



Alumni Feedback

To the outside world, Alumni are the best ambassadors' of our college as their success and achievements represents concrete outcomes made by our college for them. The feedbacks of alumni were obtained for the year 2022-23 and analyzed with the help of various statistical tools which is presented in a tabulated form . The responses of alumni were taken on a five point likert scale i.e. 1 to 5 where, 1 represents Unsatisfactory, 2 represents Satisfactory, 3 represents Fair, 4 represents Good and 5 represents Very Good. The parameters were rated on the basis of their mean scores so calculated and the criterion is as follows: Very Good. ($4 \leq M.S. \leq 5$), Good ($3 \leq M.S. \leq 4$), Fair ($2 \leq M.S. \leq 3$), Satisfied ($1.5 \leq M.S. \leq 2$) and unsatisfactory ($M.S. < 1.5$).

**Table : Alumni Feedback Analysis
Session 2022-23**

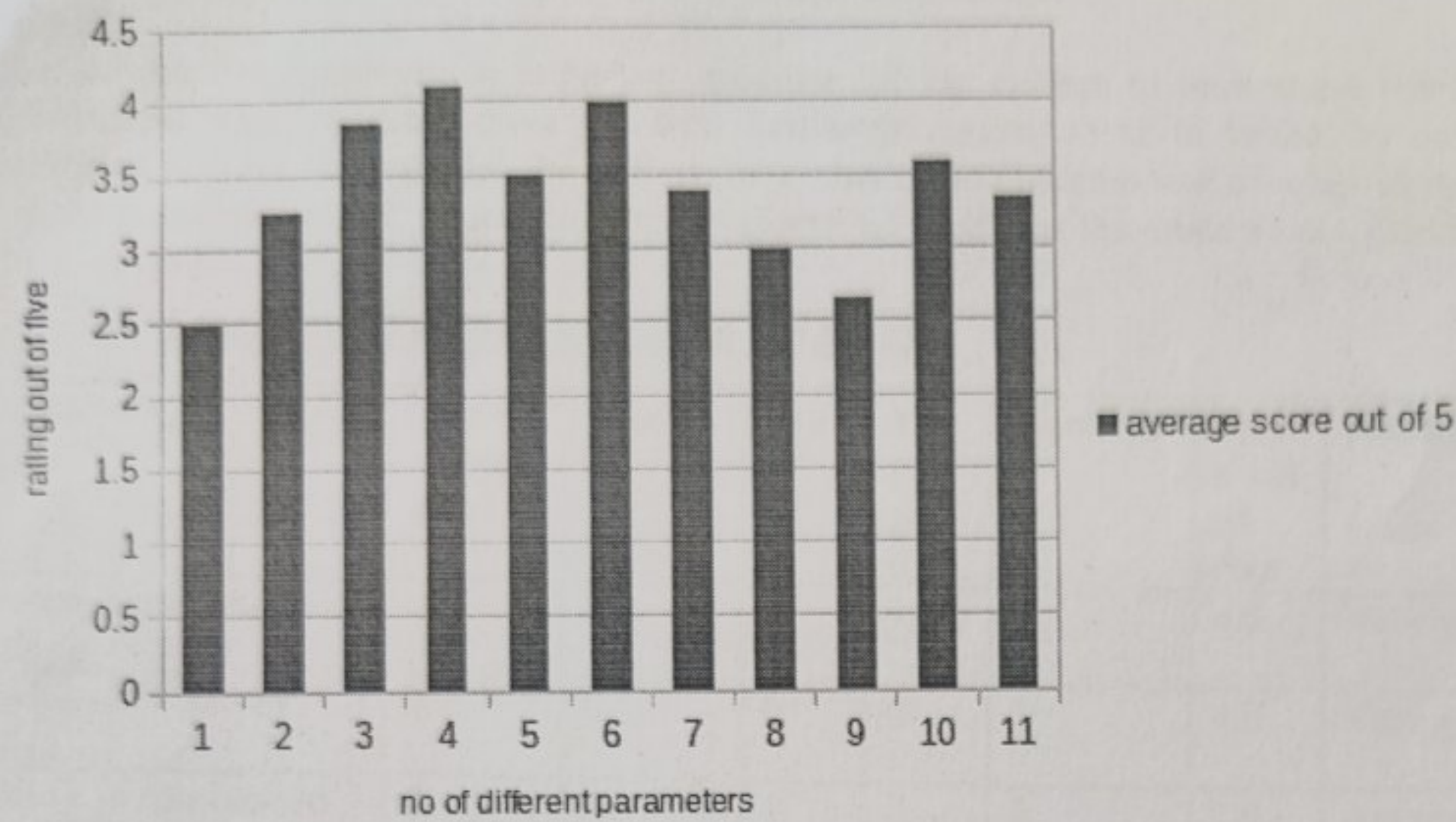
| S. NO | Parameters | Percentage of Alumni | | | | | Average Score out of 5 | Rating |
|-------|--|----------------------|------------------|----------|----------|---------------|------------------------|-----------|
| | | unsatisfactory (1) | Satisfactory (2) | Fair (3) | Good (4) | Very Good (5) | | |
| 1 | Admission Procedure | 0 | 0 | 30 | 20 | 50 | 2.5 | Fair |
| 2 | Environment/ Ambience | 5 | 5 | 10 | 15 | 65 | 3.25 | good |
| 3 | Adequacy of Infrastructure / Lab Facilities/Library etc. | 5 | 5 | 5 | 8 | 77 | 3.85 | Good |
| 4 | Education imparted at college is useful and relevant in your present job | 3 | 3 | 7 | 5 | 82 | 4.10 | Very Good |
| 5 | Efforts made by college/teacher to make students ready for the world of work | 10 | 10 | 10 | 0 | 70 | 3.5 | Good |
| 6 | Quality of other facilities like cafeteria, Tuck Shop etc. in the college | 5 | 5 | 10 | 0 | 80 | 4.00 | Good |

| | | | | | | | | |
|----|---|----|----|----|----|----|------|-------|
| 7 | Adequacy of know-how (both in theory and practice) | 7 | 6 | 9 | 10 | 68 | 3.40 | Good |
| 8 | Network of Alumnae Association maintained by college | 8 | 9 | 10 | 60 | 13 | 3.0 | \Good |
| 9 | Learning experience | 6 | 16 | 15 | 10 | 53 | 2.65 | fair |
| 10 | Development activities organized | 4 | 20 | 2 | 2 | 72 | 3.60 | Good |
| 11 | Rate the academic initiatives such as: Industrial Tours , Seminars, Workshops, guest lectures etc. taken by the college | 01 | 12 | 15 | 5 | 67 | 3.35 | Good |

It can be determined from the table above that the alumni were satisfied with all the 11 parameters. The highest mean score was obtained by parameter "education imparted at college is useful and relevant in your present job" i.e. 4.10 whereas the lowest score was obtained by the parameter 'Admission Procedure'. 2.5 which further motivate us to enhance the services and amenities in the interest of the students.

We enjoy a consistent and quality relationship with our alumni and also get feedback from them on regular basis which helps us to know their thoughts related to various aspects such as: Admission Procedure, Education imparted at college is useful and relevant in your present job, Adequacy of know-how (both in theory and practice), Learning experience, Rate the academic initiatives such as: Industrial Tours , Seminars, Workshops, guest lectures taken by the college , Adequacy of Infrastructure / Lab Facilities/Library etc.

Column chart showing the average of alumni feedback 2022-23



EMPLOYER FEEDBACK

OBJECTIVE:

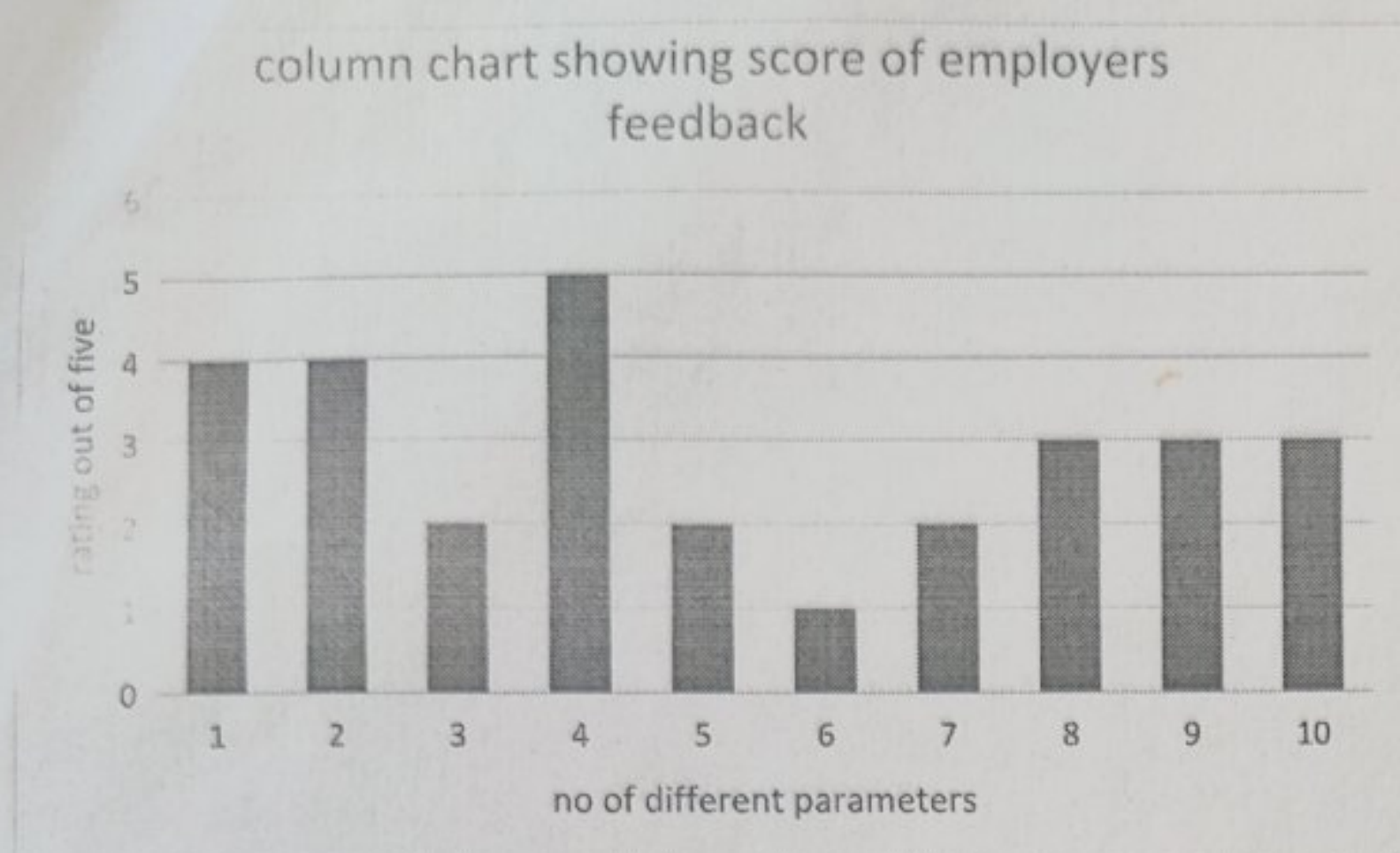
The feedback from five employee is important measure for the college to understand the requirements of the industry/institutions where students have got their first employment, so as to assess the outcome of the entire teaching learning process. This enables the college to evaluate the outcome and develop strategies towards better learning based outcomes and all round holistic development such that the students are gainfully employed after leaving the institution.

Employer Feedback session 2022-23

| Sn o | Parameters | Below averag e | averag e | goo d | Ver y goo d | Excellen t | scor e out of five | Rating |
|---------|--|----------------------|-------------|----------|----------------------|---------------|-----------------------------|--------------|
| 1 | General communication skills | 0 | 0 | 0 | 4 | 1 | 4.0 | Very good |
| 2 | Working as a part of team | 0 | 0 | 0 | 4 | 1 | 4.0 | Very good |
| 3 | Creative in response to workplace challenges | 0 | 0 | 1 | 2 | 2 | 2.0 | Average |
| 4 | Ability to contribute to the goal of organization | 0 | 0 | 0 | 0 | 5 | 5.0 | Excellent |
| 5 | Developing practical solutions to workplace problems | 0 | 0 | 2 | 2 | 1 | 2.0 | Average |
| 6 | Self motivated and taking an appropriate level of responsibility | 1 | 1 | 1 | 1 | 1 | 1.0 | BelowAverage |
| 7 | Technical knowledge/skill | 0 | 0 | 2 | 2 | 1 | 2.0 | Average |
| 8 | Innovativeness/creativity | 0 | 0 | 2 | 3 | 0 | 3.0 | Good |
| 9 | Relationship with seniors | 0 | 0 | 2 | 3 | 0 | 3.0 | Good |
| 10 | Using technology in workplace equipment | 0 | 0 | 2 | 3 | 0 | 3.0 | Good |

Employee are evaluated on the above ten parameters. A total survey of five employee has been taken out of which the parameter which gets highest rating is "ability to contribute to the goal of the organization" i.e. 5.0 and the parameter with lowest score is "Self motivated and taking an appropriate level of responsibility" i.e. 1.0

Column chart showing the score of employer's feedback



Student feedback and Action Taken

Session 2022-2023

Student feedback and Action Taken

| Sr. No. | Feedback | Action Taken |
|---------|---|--|
| 1. | Water (R.O.) facilities availability of proper drinking water | R.O. Water supply is provided in college campus. |

Teachers Feedback and Action Taken

| Sr. No. | Feedback | Action Taken |
|---------|--|---|
| 1. | Provision of teaching aid and learning materials in the classroom. | Projectors, computer system and laptops are provided to the teachers. |

Alumni Feedback and Action Taken

| Sr. No. | Feedback | Action Taken |
|---------|--|---|
| 1. | Alumni Meet is organized in order to get our feedback. | Alumni Meeting is organized in timely manner. |

Employer Feedback and Action Feedback

| Sr. No. | Feedback | Action Taken |
|---------|---|---|
| 1. | Inclusion of F.D.P, Seminars and research in college campus in order to enhance research experience | F.D.P and National Seminars are organized timely. |

Sandhya
Principal
Tika Ram Girls College
Sonapat

Didhar Singh
Principal
Tika Ram Girls College
Sonapat

Pooja
Principal
Tika Ram Girls College
Sonapat

Principal
Tika Ram Girls College
Sonapat