

Feedback Analysis Session 2020-2021

Feedback plays a crucial role in the process of assessment. An effectively implemented feedback system in an organization will serve as a guide to assist people to know how they and other perceive their performance. Feedback is collected from relevant parties to get their views on various aspects related to college, teachers, infrastructure, etc.

Students Feedback from students provides a guidance on how to improve teaching-learning process as well as communicate their views and suggestions regarding various parameters related to college, teachers, such as, regularity of teachers, coverage of syllabus, use of teaching aids, cocurricular activities, problem solving mechanism, financial incentives, etc. The feedback obtained from 100 students in the year 2020-21 is analyzed with the help of various tools and techniques and arranged in the form of table organized below. The responses of the students were taken on a four-point scale i.e. 1 to 4. The rating provided to various parameters is based on their mean scores and categorizes as follows: Very Good ($3 \leq M.S. \leq 4$), Good ($2 \leq M.S. \leq 3$), Satisfactory ($1.5 \leq M.S. \leq 2$) and Unsatisfactory ($M.S. < 1.5$)

Table below shows that all the parameters i.e. 15 upon which the students' feedback is obtained are rated as 'Very Good' which clearly signifies that students are satisfied with all aspects related to college and teachers. The highest mean score i.e. 3.68 is obtained by parameter "Periodical test" with which 92 per cent students were satisfied, followed by parameters "clarity of teachers voice" which mean score is 2.20. It can be examined from the results that students are mostly satisfied with some parameter and at some parameter which is lacking in score need to be action taken as soon as possible.

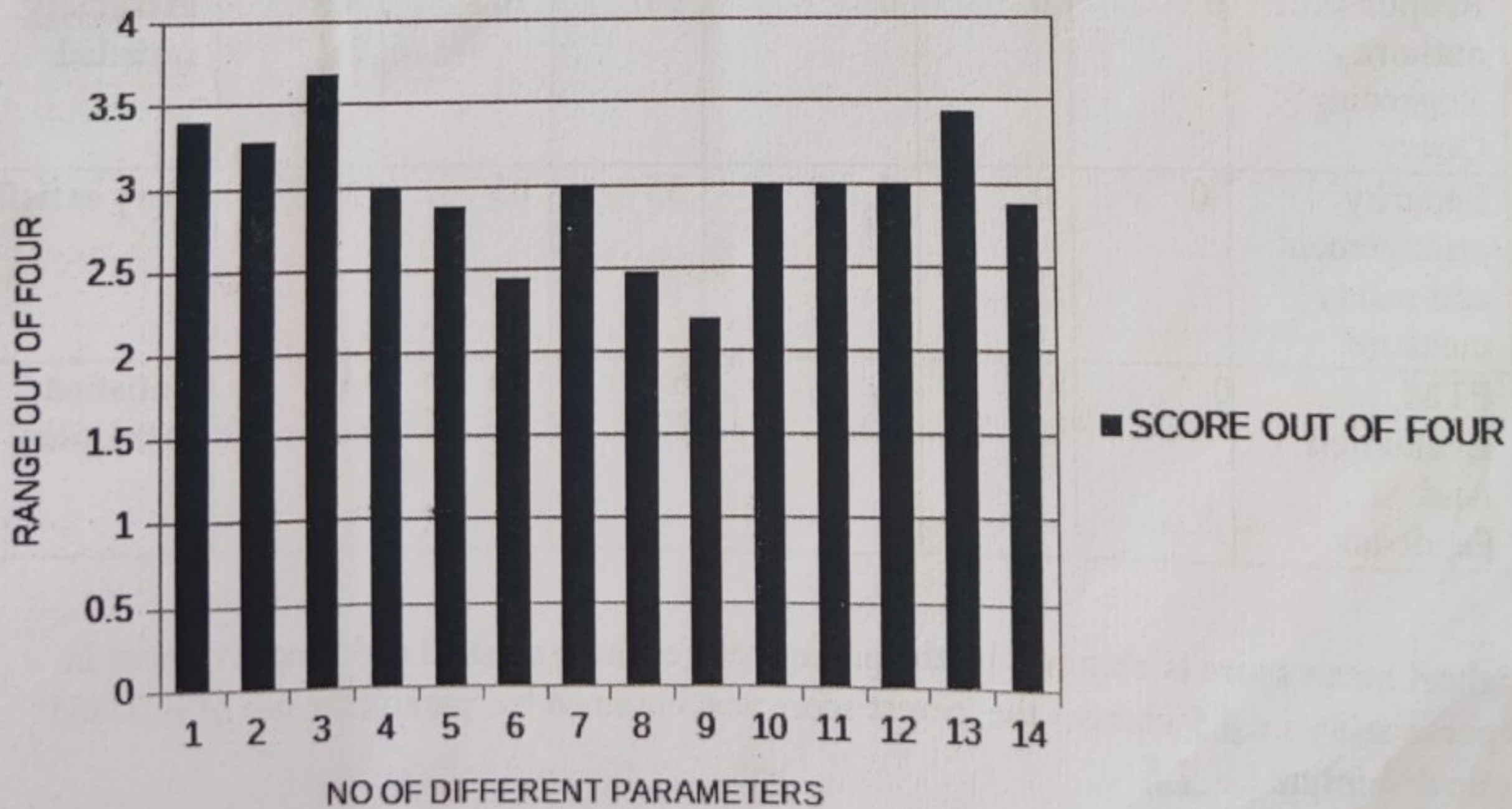
TABLE 1 STUDENT FEEDBACK

S. NO	Parameters	Percentage of Students				Average Score out of 4	Rating
		Unsatisfactory (1)	Satisfactory (2)	Good (3)	Very Good (4)		
1	Regularity of Teacher	5	5	5	85	3.40	Very Good
2	Coverage of Syllabus	7	5	6	82	3.28	Very Good
3	Periodical Test	3	3	2	92	3.68	Very Good
4	Group Discussions and Debate	5	5	15	75	3.00	Good
5	Problem Solution	5	5	18	72	2.88	Good
6	Performance Discussion	0	20	19	61	2.44	Good
7	Punctuality	9	8	8	75	3.00	Good
8	Permitting students coming late to class	5	5	28	62	2.48	Good
9	Clarity of	5	15	25	55	2.20	Good

	teachers' voice						Good
10	Tutorials by teachers	5	16	4	75	3.00	Good
11	Camps Organized for sports preparation	5	14	6	75	3.00	Good
12	Modern Infrastructure for grounds/courts	12	10	3	75	3.00	Good
13	Financial Incentives provided by institute for Player	5	1	8	86	3.44	Very Good
14	Providing notes and reference Books	9	1	18	72	2.88	Good

The highest mean score is obtained by the parameter "Periodical tests" i.e. 3.68 whereas the lowest score was obtained by parameter Clarity of Teachers voice i.e. 2.20

COLUMN CHART SHOWS AVERAGE SCORE OF STUDENT FEEDBACK 2020-2021



Teachers Feedback

We get views and suggestions of faculty members on various aspects through their feedback as well as during the meetings held in college. The feedbacks of faculty were obtained for the year 2020-2021 and analyzed with the help of various statistical tools which is presented in a tabulated form. The responses of alumni were taken on a five-point like scale i.e. 1 to 5 where, 1 represents Strongly disagree, 2 represents disagree, 3 represents Neither Agree nor Disagree, 4 represents Agree and 5 represents Strongly Agree. The parameters were rated on the basis of their mean scores so calculated and the criteria is as follows: Strongly Agree ($4 \leq M.S. \leq 5$), Agree ($3 \leq M.S. \leq 4$), Neither Agree nor Disagree ($2 \leq M.S. \leq 3$), disagree ($1 \leq M.S. \leq 2$) and strongly disagree ($M.S. < 1$).

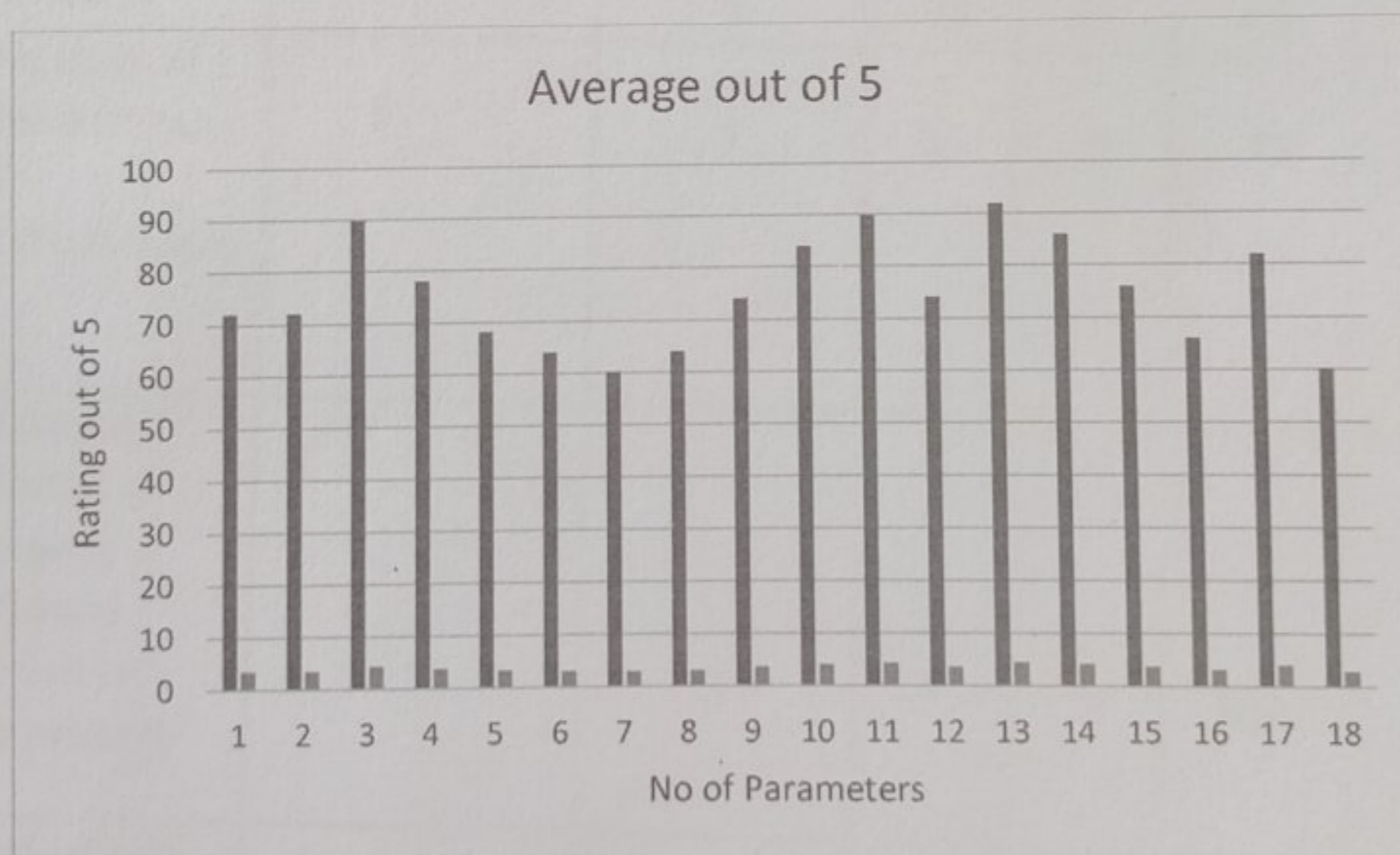
Table: Teachers' Feedback Analysis								
Session 2020-21								
S. NO	Parameters	Percentage of Teachers					Average score out of 5	Rating
		Strongly Disagree (1)	Disagree (2)	Neither Agree nor Disagree (3)	Agree (4)	Strongly agree (5)		
1	Relish teaching learning strategy in the college since my appointment	4	4	4	16	72	3.6	Agree
2	Freedom to adopt new techniques / strategies of testing and assessment of students	6	4	2	16	72	3.6	Agree
3	The course / syllabi taught by me have a good balance between theory and application	2	2	2	4	90	4.5	Strongly Agree
4	The time-table of the college is flexible and has ample scope for adjustment according to requirements	4	6	8	4	78	3.9	Agree
5	The college provides adequate opportunities and support to faculty members for upgrading their skills and	2	8	6	16	68	3.4	Agree

	qualifications							
6	Tests and examinations are conducted well in time with proper coverage of all units in the syllabus	4	6	8	18	64	3.2	Agree
7	Faculty is always encouraged to give suggestions for improvements in teaching and learning in meetings convened.	8	8	10	14	60	3	Agree
8	Due considerations is given to the academic issues and other grievances and these are redressed in-time .	8	20	4	4	64	3.2	Agree
9	Toilets / Washrooms are clean and properly maintained.	4	6	8	8	74	3.7	Agree
10	The infrastructure for IT applications in teaching and learning is adequate and works effectively.	4	4	4	14	84	4.2	Strongly Agree
11	The college gives me opportunity to participate and contribute in various committees, cells and societies.	0	0	0	10	90	4.5	Strongly Agree
12	I always get full cooperation by members while acting as convener of various committees, cells, seminars, workshops and conferences.	4	6	4	12	74	3.7	Agree
13	The workshops on ICT are highly informative and useful for teaching and learning.	0	0	0	8	92	4.6	Strongly Agree
14	Internet facility provided in the college campus is satisfactory.	0	0	0	14	86	4.3	Strongly Agree

15	The college provides opportunities and incentives for higher learning and research.	8	6	4	6	76	3.8	Agree
16	The prescribed books / reading materials are available in the library.	4	8	6	16	66	3.3	Agree
17	The office staff in the college is cooperative and helpful.	2	2	10	4	82	4.1	Strongly Agree
18	The environment in the college is conducive to teaching and research.	4	6	4	26	60	3	Agree

It can be determined from the above table that the Teachers are rated well on all the above 18 parameters as their mean score is greater than 4. The highest mean score is obtained by the parameter. The workshops on ICT are highly informative and useful for teaching and learning. 4.6 whereas the lowest score was obtained by parameter. The environment in the college is conducive to teaching and research i.e. 3.0

COLUMN CHART SHOWS AVERAGE SCORE OF TEACHER'S FEEDBACK 2018-2019



Alumni Feedback

To the outside world, Alumni are the best ambassadors' of our college as their success and achievements represents concrete outcomes made by our college for them. The feedbacks of alumni were obtained for the year 2020-2021 and analyzed with the help of various statistical tools which is presented in a tabulated form i.e. Table 3. The responses of alumni were taken on a five point likert scale i.e. 1 to 5 where, 1 represents Unsatisfactory, 2 represents Satisfactory, 3 represents Fair, 4 represents Good and 5 represents Very Good. The parameters were rated on the basis of their mean scores so calculated and the criterion is as follows: Very Good. ($4 \leq M.S. \leq 5$), Good ($3 \leq M.S. \leq 4$), Fair ($2 \leq M.S. \leq 3$), Satisfied ($1.5 \leq M.S. \leq 2$) and unsatisfactory ($M.S. < 1.5$).

**Table 3: Alumni Feedback Analysis
Session 2020-2021**

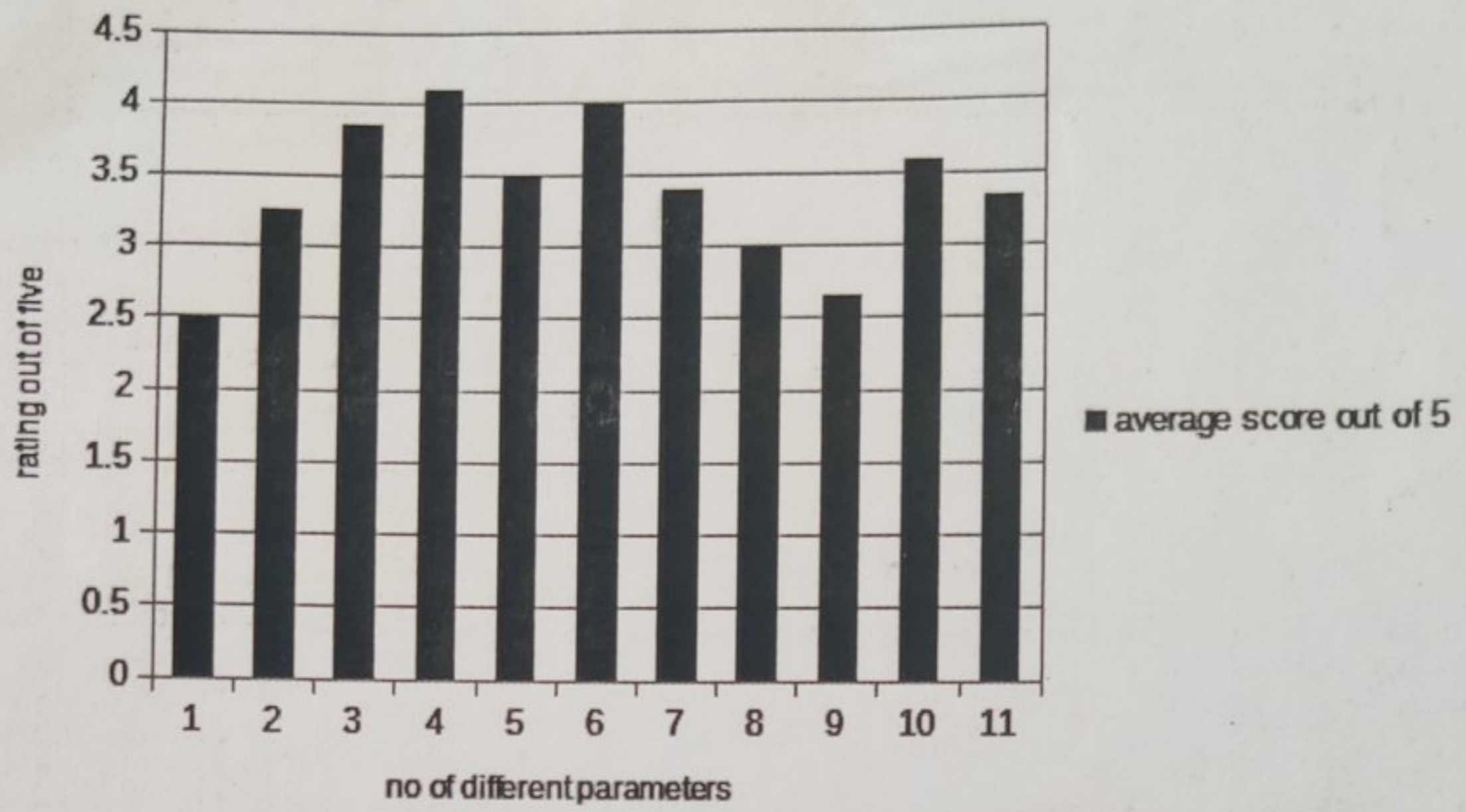
S. NO	Parameters	Percentage of Alumni					Average Score out of 5	Rating
		unsatisfactory (1)	Satisfactory (2)	Fair (3)	Good (4)	Very Good (5)		
1	Admission Procedure	0	0	30	20	50	2.5	Fair
2	Environment/ Ambience	5	5	10	15	65	3.25	good
3	Adequacy of Infrastructure / Lab Facilities/Library etc.	5	5	5	8	77	3.85	Good
4	Education imparted at college is useful and relevant in your present job	3	3	7	5	82	4.10	Very Good
5	Efforts made by college/teacher to make students ready for the world of work	10	10	10	0	70	3.5	Good
6	Quality of other facilities like cafeteria, Tuck Shop etc. in the college	5	5	10	0	80	4.00	Good

7	Adequacy of know-how (both in theory and practice)	7	6	9	10	68	3.40	Good
8	Network of Alumnae Association maintained by college	8	9	10	60	13	3.0	Good
9	Learning experience	6	16	15	10	53	2.65	fair
10	Development activities organized	4	20	2	2	72	3.60	Good
11	Rate the academic initiatives such as: Industrial Tours , Seminars, Workshops, guest lectures etc. taken by the college	01	12	15	5	67	3.35	Good

It can be determined from the table 3 that the alumni were satisfied with all the 11 parameters. The highest mean score was obtained by parameter "education imparted at college is useful and relevant in your present job" i.e. **4.10** whereas the lowest score was obtained by the parameter "Admission Procedure". **2.5** which further motivate us to enhance the services and amenities in the interest of the students.

We enjoy a consistent and quality relationship with our alumni and also get feedback from them on regular basis which helps us to know their thoughts related to various aspects such as: Admission Procedure, Education imparted at college is useful and relevant in your present job, Adequacy of know-how (both in theory and practice), Learning experience, Rate the academic initiatives such as: Industrial Tours , Seminars, Workshops, guest lectures taken by the college , Adequacy of Infrastructure / Lab Facilities/Library etc.

Column chart showing the average of alumni feedback 2020-2021



EMPLOYER FEEDBACK

OBJECTIVE:

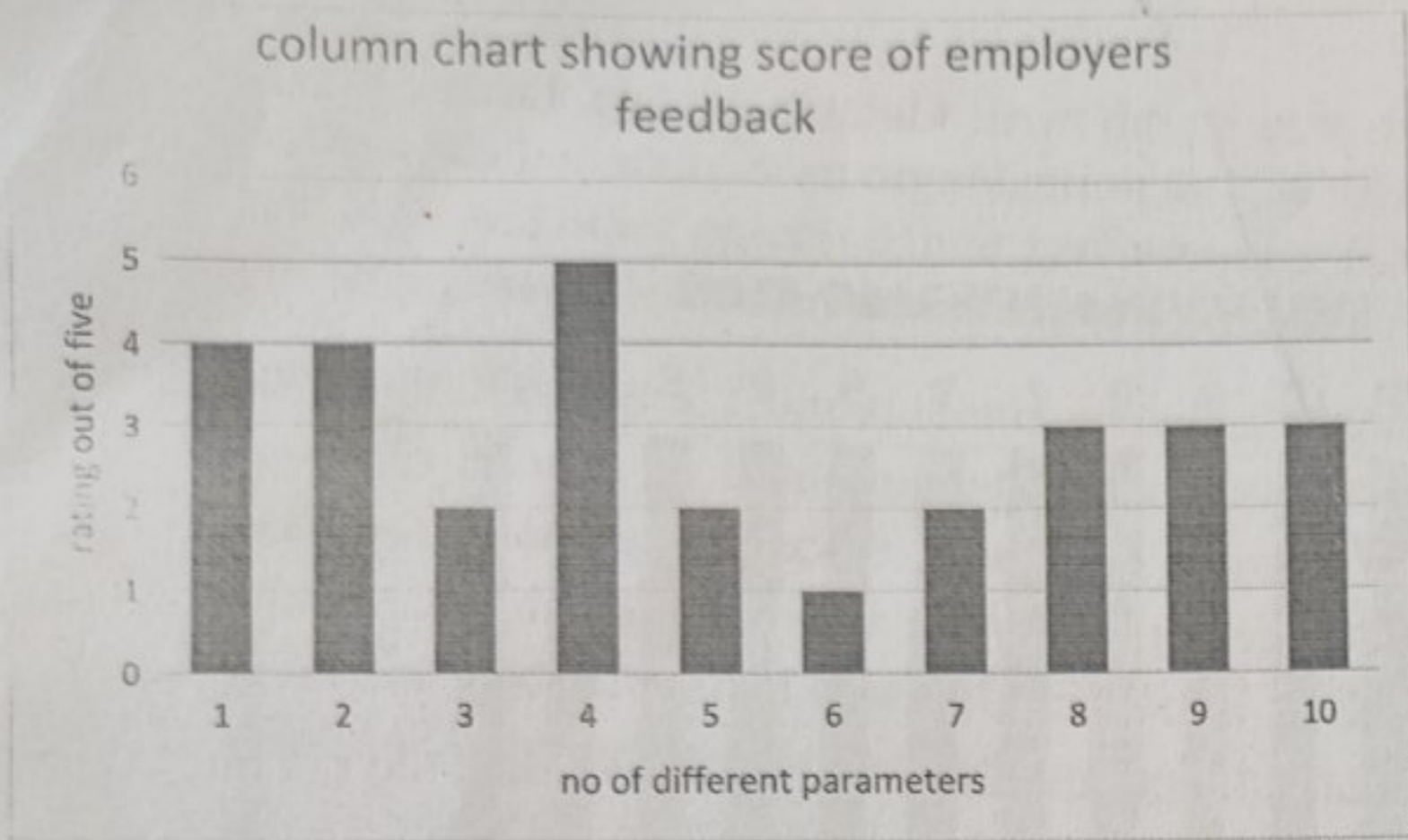
The feedback from five employee is important measure for the college to understand the requirements of the industry/institutions where students have got their first employment, so as to assess the outcome of the entire teaching learning process. This enables the college to evaluate the outcome and develop strategies towards better learning based outcomes and all round holistic development such that the students are gainfully employed after leaving the institution.

Employer Feedback session 2020-2021

Sn o	Parameters	Below averag e	averag e	goo d	Ver y goo d	Excellen t	scor e out of five	Rating
1	General communication skills	0	0	0	4	1	4.0	Very good
2	Working as a part of team	0	0	0	4	1	4.0	Very good
3	Creative in response to workplace challenges	0	0	1	2	2	2.0	Average
4	Ability to contribute to the goal of organization	0	0	0	0	5	5.0	Excellent
5	Developing practical solutions to workplace problems	0	0	2	2	1	2.0	Average
6	Self motivated and taking an appropriate level of responsibility	1	1	1	1	1	1.0	BelowAverag e
7	Technical knowledge/skill	0	0	2	2	1	2.0	Average
8	Innovativeness/creativity	0	0	2	3	0	3.0	✓ Good
9	Relationship with seniors	0	0	2	3	0	3.0	✓ Good
10	Using technology in workplace equipment	0	0	2	3	0	3.0	✓ Good

Employee are evaluated on the above ten parameters. A total survey of five employee has been taken out of which the parameter which gets highest rating is "ability to contribute to the goal of the organization" i.e. 5.0 and the parameter with lowest score is "Self motivated and taking an appropriate level of responsibility" i.e. 1.0

Column chart showing the score of employer's feedback



Student feedback and Action Taken

Session 2020-2021

Student Feedback and Action Taken

Srno.	Feedback	Action Taken
1.	Include varieties of items in college canteen	The canteen contractor was directed not to supply fast food in the college canteen as per ugc guidelines

Teachers Feedback And Action Taken

Srno.	Feedback	Action Taken
1.	Coverage of wifi should be increased.	Proper action has been taken to increase wifi coverage.

Alumni Feedback And Action Taken

Srno.	Feedback	Action Taken
1.	Organise Alumni (virtual) meet due to geographical obstructions	Real Alumni meet event is organized.

Employer Feedback And Action Taken

Srno.	Feedback	Action Taken
1.	Faculty development programmes should be organized to improve skills of employee.	FDPs and seminars are organized to innovate the employee to contribute much to organization goals.

Santh
H
Prabha
LS
Prayati
Prasanna
Poonam
Principals
Principal
Tika Ram Girls College
Sonepat
A